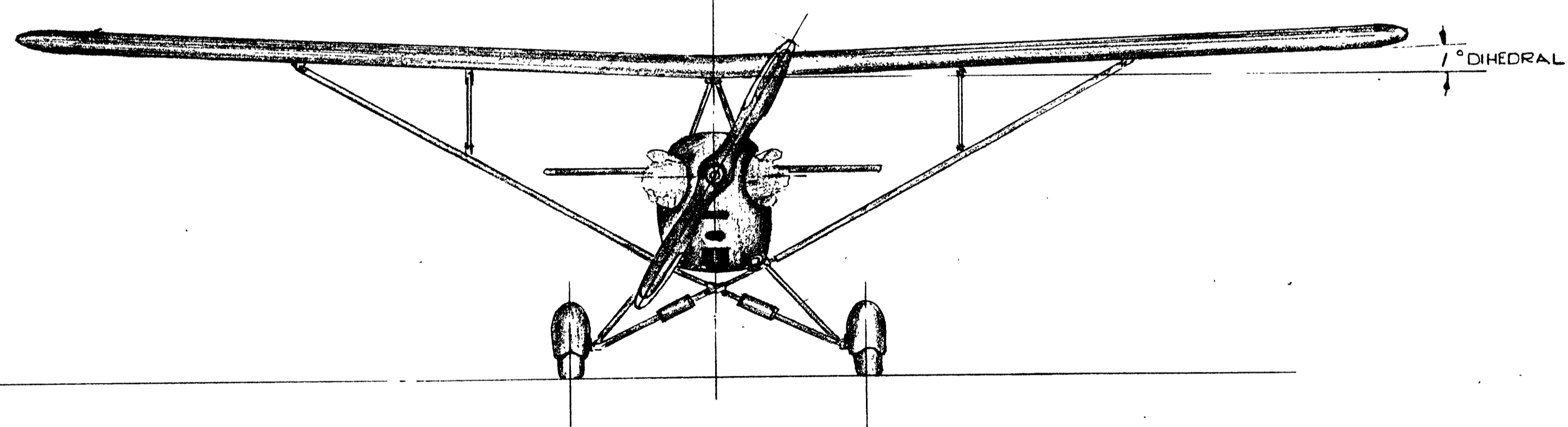
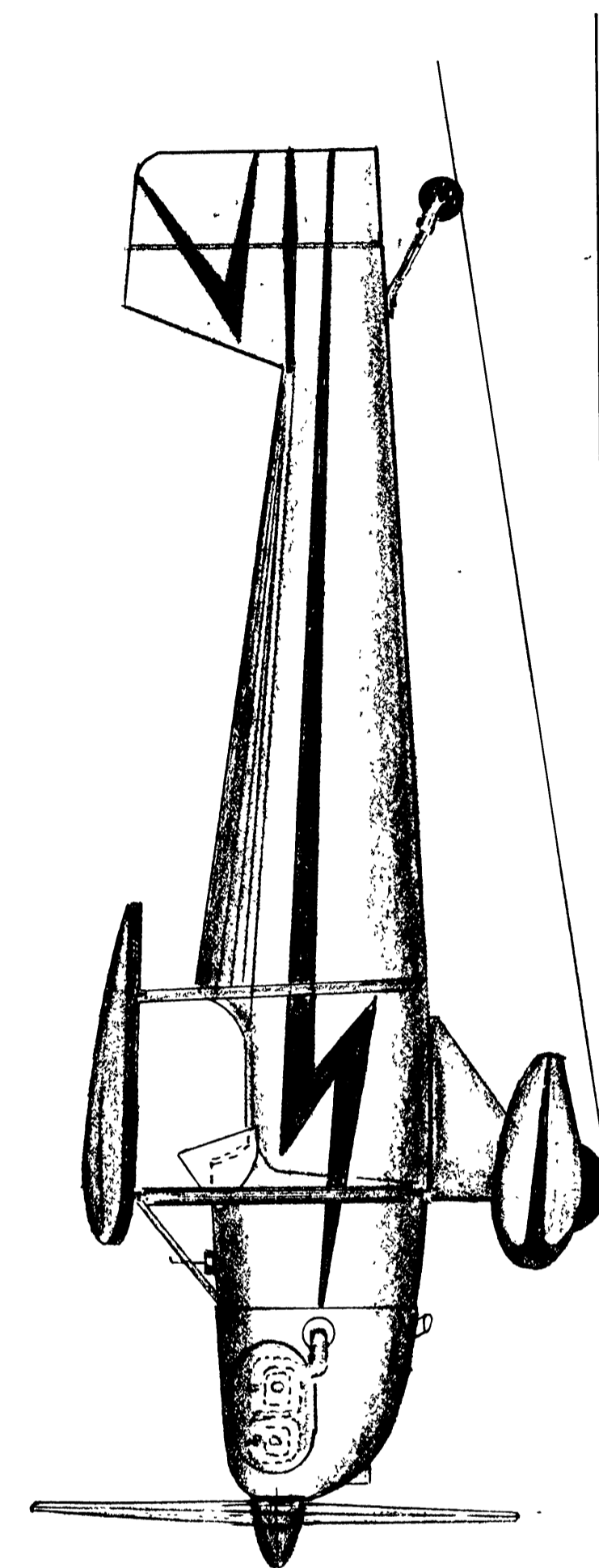


TOP VIEW




FRONT VIEW



SIDE VIEW

● SPECIFICATIONS ●	
SPAN	26 FT. 5 IN.
LENGTH	17 FT. 8 3/4 IN.
HEIGHT	6 FT. 7 3/4 IN.
FUEL CAPACITY	16.8 GALS.
EMPTY WEIGHT	575 LBS.
AIRFOIL (MODIFIED)	CLARK Y
CRUISING SPEED	100-105 M.P.H.
STALLING SPEED	34 M.P.H.
TAKE-OFF AT 1000 FT. ABOVE SEA LEVEL	250 FT.
THE ABOVE SPECIFICATIONS WITH 65 H.P. CONTINENTAL ENGINE.	
NOTE:— THIS AIRCRAFT IS DESIGNED TO USE ENGINES FROM 65 TO 85 H.P.	



THREE VIEW DRAWING		
NAME BABY ACE	MODEL "D"	
DR. <i>[Signature]</i> CK'D.	SC: - 1/2"=1'-0"	
APP'D T. E. AIRD	ENG. <i>[Signature]</i>	DATE 12-27-65
ACE AIRCRAFT MFG. CO.	779	DWG. No.